






# Computing Progression Framework

This progression framework has been mapped to the units in the 2017 Sheffield Primary Computing Scheme of Work, although it will be useful to any primary computing teacher to understand the progression of skills and knowledge in the computing curriculum at KS1 & 2.

The following documents show a general overview of progression in the 6 strands of the scheme of work, plus the online safety and digital literacy themes that are embedded across the scheme:

<b>Strand 0</b>	<b>What is a Computer?</b>	    
<b>Strands 1 &amp; 2</b>	<b>Communication: Text, Images &amp; Multimedia</b>	
<b>Strand 3</b>	<b>Understanding &amp; Sharing Data</b>	
<b>Strands 4 &amp; 5</b>	<b>Programming &amp; Computational Thinking</b>	
<b>Online Safety &amp; Digital Literacy</b>		

The bands of progression are as follows:

<b>FS2</b>	Pupils working at Foundation Stage 2 level (for guidance only, for progression beyond the Early Learning Goals)
<b>KS1</b>	Pupils working at KS1 level
<b>LKS2</b>	Pupils working at Lower KS2 level
<b>UKS2</b>	Pupils working at Upper KS2 level

The statements reference two documents, with additional elements relating directly to the content of the Sheffield Scheme of Work:

- The [Revised P Scales for Computing](#) by Elliott, Galloway, Medhurst & Paveley – an attempt by educators across the country to create a set of P Scales statements that better reflect the Computing programs of study. This is reflected in the FS2 statements.
- The [Computing Progression Pathways](#) document by Mark Dorling & Matthew Walker © 2014, showing progress for pupils working at KS1 and above.

This work is licensed under a [Creative Commons Attribution-NonCommercial-ShareAlike 4.0 International License](https://creativecommons.org/licenses/by-nc-sa/4.0/)

# STRAND 0



## Key Skills: What is a Computer?

Please note that some statements assume access to a school network via PCs - adapt as necessary for alternative technology use.

### Pupils:

### Units

FS2

- |  |          |
|--|----------|
| • Use different digital devices  | FS, 0.1  |
| • Understand that you can access content on a digital device   | FS, 0.1  |
| • Use a mouse, touchscreen or appropriate access device to target and select options on screen   | FS, 0.1  |
| • Recognise a range of digital devices   | 0.1, 0.2 |
| • Recognise the basic parts of a computer, e.g. mouse, screen, keyboard  | 0.1, 0.2 |
| • Recognise key parts of a keyboard, e.g. spacebar, numbers and letters  | 0.1, 0.2 |
| • Understand that you can access the same content on different devices   | 0.1, 0.2 |
| • Add text to a document using the keyboard (where appropriate)  | 0.1, 0.2 |
| • Understand that information and media can be stored on a digital device, e.g. they ask to view a photo that has been taken on a tablet | 0.1, 0.2 |

KS1

- |   |               |
|---|---------------|
| • Name a range of digital devices   | 0.1, 0.2, 0.3 |
| • Explain what the basic parts of a computer are used for, e.g. mouse, screen, keyboard   | 0.1, 0.2, 0.3 |
| • Understand that you can find information from a website   | 0.1, 0.2, 0.3 |
| • Use a simple password when logging on, where relevant   | 0.1, 0.2, 0.3 |
| • Understand that you can share digital content   | 0.1, 0.2, 0.3 |
| • Recognise and use a range of input devices, e.g. mouse, keyboard, microphone, touchscreen   | 0.2, 0.3, 0.4 |
| • Recognise and use a range of output devices, e.g. printer, speakers, monitor/screen   | 0.2, 0.3, 0.4 |
| • Recognise that a range of devices contain computers, e.g. washing machine, car, laptop  | 0.2, 0.3, 0.4 |
| • Know where to save and open work  | 0.2, 0.3, 0.4 |
| • Understand that you can use a search engine to find information using keyword searches  | 0.2, 0.3, 0.4 |
| • Understand that all devices, programs, websites, apps and games are designed and manufactured by real people to fulfil specific tasks | 0.2, 0.3, 0.4 |



## Pupils:

## Units

Lower KS2

- |   |               |
|---|---------------|
| • Open and save a file to a suitable folder                             | 0.3, 0.4, 0.5 |
| • Use suitable file names when saving work                              | 0.3, 0.4, 0.5 |
| • Use a search engine to find information using keyword searches        | 0.3, 0.4, 0.5 |
| • Understand that school computers are connected (if relevant)          | 0.3, 0.4, 0.5 |
| • Type using all fingers  | 0.3, 0.4, 0.5 |
| • Understand you can organise files using folders                       | 0.4, 0.5, 0.6 |
| • Delete, move and copy files   | 0.4, 0.5, 0.6 |
| • Use right-click, left-click and double-click appropriately on a mouse | 0.4, 0.5, 0.6 |
| • Use a search engine to find specific information                      | 0.4, 0.5, 0.6 |
| • Know how to copy text and images into a another document              | 0.4, 0.5, 0.6 |
| • Remember an individual password                                       | 0.4, 0.5, 0.6 |

Lower KS2

- |   |          |
|---|----------|
| • Use the keyboard confidently to type at a suitable pace   | 0.5, 0.6 |
| • Use common keyboard shortcuts   | 0.5, 0.6 |
| • Create and use a strong password where appropriate  | 0.5, 0.6 |
| • Organise files effectively using folders  | 0.5, 0.6 |
| • Use more advanced searching techniques when using a search engine   | 0.6      |
| • Understand that different devices can have different operating systems, and can give examples, e.g. Windows, iOS, Android | 0.6      |
| • Understand the main functions of an operating system  | 0.6      |
| • Recognise common file types and extensions  | 0.6, 1.6 |





## Communicating: Text, Images & Multimedia

### Pupils:

### Units

FS2

- |  |              |
|--|--------------|
| • Use technology to explore and access digital content                 | FS, 1.1, 2.1 |
| • Operate a digital device with support to fulfil a task               | FS, 2.1      |
| • Create simple digital content, e.g. digital art                      | FS, 1.1, 2.1 |
| • Choose media to convey information, e.g. image for a poster          | 1.1, 2.1     |
| • Choose a digital device from a selection to complete a specific task | 2.1          |

KS1

- |  |                                |
|--|--------------------------------|
| • Select media (e.g. images, video, sound) to present information on a topic | 1.1, 1.2, 2.2                  |
| • Understand that you can edit and change digital content                    | 1.1, 1.2, 2.2                  |
| • Select basic options to change the appearance of digital content           | 1.1, 1.2, 2.2                  |
| • Combine media with support to present information, e.g. text and images    | 1.1, 1.2, 1.3<br>2.2           |
| • Apply edits to digital content to achieve a particular effect              | 1.1, 1.2, 1.3<br>2.2           |
| • Plan out digital content   | 1.2, 1.3, 1.4<br>2.2, 2.3, 2.4 |
| • Present ideas and information by combining media independently             | 1.2, 1.3, 1.4<br>2.2, 2.3, 2.4 |
| • Talk about what makes digital content good or bad                          | 1.3, 1.4,<br>2.2, 2.3, 2.4     |
| • Edit digital content to improve it   | 1.2, 1.3, 1.4<br>2.2, 2.3, 2.4 |

# STRANDS 1&2

## Pupils:

## Units

### Lower KS2

- |   |                                |
|---|--------------------------------|
| • Edit existing media to make new content with an awareness of copyright          | 1.4, 1.5<br>2.3, 2.5           |
| • Evaluate existing and their own digital content                                 | 1.3, 1.4, 1.5<br>2.3, 2.4, 2.5 |
| • Edit digital content to improve it according to feedback                        | 1.3, 1.4, 1.5<br>2.3, 2.4      |
| • Design and create digital content for a specific purpose                        | 1.4, 1.5<br>2.3, 2.4           |
| • Collaborate with peers using online tools, e.g. blogs, Google Drive, Office 365 | 1.4, 1.5                       |
| • Collect, organise and present information effectively using a range of media    | 1.4, 1.5<br>2.4, 2.5, 2.6      |
| • Use a range of tools to edit and enhance media for a particular effect          | 1.4, 1.6<br>2.4, 2.5, 2.6      |

### Upper KS2

- |   |                      |
|---|----------------------|
| • Identify and use appropriate hardware and software to fulfil a specific task  | 1.6, 2.5, 2.6        |
| • Remix and edit a range of existing and their own media to create content  | 1.6, 2.5, 2.6        |
| • Recognise the audience when designing and creating digital content  | 1.5, 1.6<br>2.5, 2.6 |
| • Understand the benefits of using technology to collaborate with others  | 1.5                  |
| • Are aware of a range of Internet services, e.g. email, VOIP (Voice Over Internet Protocol e.g. Skype, FaceTime), World Wide Web, and what they do | 1.5                  |
| • Select, combine and use Internet services to fulfil a purpose   | 1.5                  |
| • Identify success criteria for creating digital content for a given purpose and audience   | 1.6, 2.6             |
| • Evaluate their own content against success criteria and make improvements accordingly   | 1.6, 2.6             |



# STRAND 3



## Understanding & Sharing Data

Pupils:

Units

FS2

- |   |         |
|---|---------|
| • Access content in a range of formats, e.g. image, video, audio                  | FS      |
| • Sort familiar objects into 1 or more categories                                 | FS, 3.1 |
| • Answer basic questions about information displayed in images, e.g. more or less | 3.1     |
| • Can distinguish between text, image, video and audio content                    | 3.2     |
| • Collect simple data (e.g. likes/dislikes) on a topic                            | 3.1     |
| • Can present simple data using images, e.g. number of animals                    | 3.1     |

KS1

- |   |          |
|---|----------|
| • Identify an object by asking yes/no questions                                   | 3.2      |
| • Recognise charts, tables or branching databases and understand why we use them  | 3.1, 3.2 |
| • Explain information shown in a simple chart, pictogram, infographic or database | 3.1, 3.3 |
| • Use specific software to create simple charts                                   | 3.1      |
| • Collect data on a topic (eye colour, pets etc.)                                 | 3.1, 3.3 |
| • Present data in a pictogram independently                                       | 3.1      |
| • Identify an object using a branching database                                   | 3.2      |
| • Recognise an error in a branching database.                                     | 3.2      |
| • Create a branching database using pre-prepared images and questions             | 3.2      |
| • Find out similar information in different formats, e.g. text, video, audio      | 3.2      |
| • Explain how different formats communicate information and their benefits        | 3.2      |
| • Independently plan out and create a branching database                          | 3.2      |
| • Evaluate a given branching database and suggest improvements                    | 3.2      |
| • Understand that the questions you ask are important, when collecting data       | 3.2      |



# STRAND 3

## Pupils:

## Units

Lower KS2

- |   |               |
|---|---------------|
| <ul style="list-style-type: none"> <li>Appreciate that different programs work with different types of data, e.g. text, number</li> </ul>           | 3.3, 3.4      |
| <ul style="list-style-type: none"> <li>Explore a record database to find out information</li> </ul>   | 3.3           |
| <ul style="list-style-type: none"> <li>Know that there is a difference between data and information</li> </ul>                                      | 3.3, 3.4, 3.6 |
| <ul style="list-style-type: none"> <li>Use filters in a database to find out specific information</li> </ul>  | 3.3, 3.5      |
| <ul style="list-style-type: none"> <li>Understand the benefits of using a computer to create charts and databases</li> </ul>                        | 3.3, 3.4, 3.6 |
| <ul style="list-style-type: none"> <li>Understand that information can be stored and shared on the Internet</li> </ul>                              | 3.4           |
| <ul style="list-style-type: none"> <li>Understand that search engines store information in databases</li> </ul>                                     | 3.3           |
| <ul style="list-style-type: none"> <li>Design a questionnaire and collect a range of data on a theme</li> </ul>                                     | 3.3, 3.4, 3.6 |
| <ul style="list-style-type: none"> <li>Enter data into a database package and test</li> </ul>   | 3.3           |
| <ul style="list-style-type: none"> <li>Draw conclusions from information stored in a database, table or chart</li> </ul>                            | 3.3, 3.4, 3.6 |
| <ul style="list-style-type: none"> <li>Understand that the Internet is made up of computers from all around the world connected together</li> </ul> | 3.4, 3.5      |
| <ul style="list-style-type: none"> <li>Understand that school computers are connected together in a network</li> </ul>                              | 3.4, 3.5      |
| <ul style="list-style-type: none"> <li>Understand that we use a web browser to access information stored on the Internet</li> </ul>                 | 3.4, 3.5      |
| <ul style="list-style-type: none"> <li>Present data in a number of different ways to convey information</li> </ul>                                  | 3.4           |

Upper KS2

- |   |               |
|---|---------------|
| <ul style="list-style-type: none"> <li>Appreciate that different programs work with different types of data, e.g. text, number</li> </ul> | 3.3, 3.4      |
| <ul style="list-style-type: none"> <li>Explore a record database to find out information</li> </ul>                                       | 3.3           |
| <ul style="list-style-type: none"> <li>Know that there is a difference between data and information</li> </ul>                            | 3.3, 3.4, 3.6 |
| <ul style="list-style-type: none"> <li>Use filters in a database to find out specific information</li> </ul>                              | 3.3, 3.5      |
| <ul style="list-style-type: none"> <li>Understand the benefits of using a computer to create charts and databases</li> </ul>              | 3.3, 3.4, 3.6 |
| <ul style="list-style-type: none"> <li>Understand that information can be stored and shared on the Internet</li> </ul>                    | 3.4           |
| <ul style="list-style-type: none"> <li>Understand that search engines store information in databases</li> </ul>                           | 3.3           |
| <ul style="list-style-type: none"> <li>Design a questionnaire and collect a range of data on a theme</li> </ul>                           | 3.3, 3.4, 3.6 |
| <ul style="list-style-type: none"> <li>Enter data into a database package and test</li> </ul>   | 3.3           |
| <ul style="list-style-type: none"> <li>Draw conclusions from information stored in a database, table or chart</li> </ul>                  | 3.3, 3.4, 3.6 |





## Programming & Computational Thinking

Pupils:

Units

FS2

- |  |          |
|--|----------|
| • Explore technology   | FS       |
| • Repeat an action with technology to trigger a specific outcome | FS       |
| • Recognise the success or failure of an action                  | FS       |
| • Follow simple instructions to control a digital device         | 4.1, 5.1 |
| • Try alternative approaches to achieve a goal                   | 4.1, 5.1 |
| • Understand that we control computers                           | 4.1, 5.1 |
| • Can order the steps of a known task                            | 4.1      |
| • Input a short sequence of instructions to control a device     | 4.2, 5.1 |
| • Recognise patterns in groups of objects                        | 4.1      |

KS1

- |   |                              |
|---|------------------------------|
| • Identify and list the steps of a known task in order                                    | 4.1, 4.2                     |
| • Understand that we control computers by giving them instructions                        | 4.1, 4.2, 5.1, 5.2           |
| • Create a simple program e.g. to control a floor robot                                   | 4.2, 5.1, 5.2                |
| • Understand what an algorithm is   | 4.1, 4.2                     |
| • Create a simple algorithm   | 4.1, 4.2, 4.3                |
| • Identify and explain patterns in groups of objects                                      | 4.1                          |
| • Debug an error in a simple algorithm or program e.g. for a floor robot                  | 4.1, 4.2, 4.3, 5.1, 5.2      |
| • Predict the outcome of a simple algorithm or program                                    | 4.1, 4.2, 4.3, 5.1, 5.2, 5.3 |
| • Understand that computers have no intelligence and we have to program them to do things | 4.1, 4.2, 4.3, 5.2           |
| • Understand that the order of instructions in an algorithm is important                  | 4.1, 4.2, 4.3                |
| • Understand that instructions in an algorithm need to be clear and unambiguous           | 4.2, 4.3, 4.4, 5.3           |
| • Evaluate the success of an algorithm or program   | 4.2, 4.3, 4.4, 5.1, 5.2      |
| • Identify and correct errors in a given algorithm or program (debugging)                 | 4.2, 4.3, 4.4, 5.2           |
| • Use the language <i>if... then</i> to describe the relationship between two actions     | 4.2, 4.3, 4.4, 5.3           |



## Pupils:

## Units

Lower KS2

- |   |                           |
|---|---------------------------|
| <ul style="list-style-type: none"> <li>Understand that we can decompose a problem into smaller steps to make it simpler</li> </ul>            | 4.3, 4.4, 4.5<br>5.3, 5.4 |
| <ul style="list-style-type: none"> <li>Remix and change an existing program</li> </ul>  | 5.3, 5.4                  |
| <ul style="list-style-type: none"> <li>Use repetition to make programs more efficient</li> </ul>  | 4.3, 4.4, 4.5<br>5.3, 5.4 |
| <ul style="list-style-type: none"> <li>Predict the outcome of a program, e.g. Scratch or Flowol</li> </ul>                                    | 4.4, 4.5, 5.4             |
| <ul style="list-style-type: none"> <li>Use diagrams to represent an algorithm, e.g. a flowchart</li> </ul>                                    | 4.3, 4.4, 4.5<br>5.3      |
| <ul style="list-style-type: none"> <li>Use <i>forever</i> loops in a program</li> </ul>   | 4.4, 4.5, 4.6<br>5.3, 5.4 |
| <ul style="list-style-type: none"> <li>Create a program using a range of events/inputs to control what happens</li> </ul>                     | 4.5, 4.6, 5.4,<br>5.6     |
| <ul style="list-style-type: none"> <li>Use selection in algorithms and programs, i.e. <i>if... then...</i></li> </ul>                         | 4.4, 4.5, 4.6<br>5.4, 5.6 |
| <ul style="list-style-type: none"> <li>Decompose a problem and create a solution (sub-routine) for each step</li> </ul>                       | 4.4, 4.5, 4.6             |
| <ul style="list-style-type: none"> <li>Use procedures in programs to create a sub-routine e.g. a procedure called 'square' in Logo</li> </ul> | 4.4, 4.5, 4.6             |

Upper KS2

- |  |                       |
|--|-----------------------|
| <ul style="list-style-type: none"> <li>Recognise that different solutions exist for the same problem</li> </ul>  | 5.4, 5.5              |
| <ul style="list-style-type: none"> <li>Predict what will happen in a program or algorithm (e.g. change of output) when the input changes (e.g. sensor, data or event)</li> </ul>               | 4.5, 4.6, 5.5         |
| <ul style="list-style-type: none"> <li>Recognise variables in a program</li> </ul>   | 4.5, 4.6, 5.5,<br>5.6 |
| <ul style="list-style-type: none"> <li>Use two-way selection, i.e. <i>if... then... else...</i></li> </ul>   | 4.6, 5.6              |
| <ul style="list-style-type: none"> <li>Create programs including <i>repeat until</i> loops</li> </ul>  | 4.5, 4.6, 5.6         |
| <ul style="list-style-type: none"> <li>Create simple variables, e.g. to keep score or remove lives in a game</li> </ul>  | 4.6, 5.5, 5.6         |
| <ul style="list-style-type: none"> <li>Understand the difference between and use <i>if... then...</i> and <i>if... then... else...</i> statements</li> </ul>                                   | 4.6, 5.6              |
| <ul style="list-style-type: none"> <li>Combine a variable with relational operators (&lt; = &gt;) to determine when a program changes, e.g. <i>if score &gt; 5, say "well done"</i></li> </ul> | 4.6, 5.6              |
| <ul style="list-style-type: none"> <li>Can design a physical computing system that uses sensors, e.g. using a flow chart</li> </ul>  | 4.6                   |



# Online Safety & Digital Literacy

Please note that these are the main themes that fit in Computing, but may also be covered in PSHE. This is not the complete progression in Online Safety – please also see the Sheffield Safeguarding Children Board Online Safety Curriculum.



## Pupils:

## Units

FS2

- |   |               |
|---|---------------|
| • Are aware that some online content is inappropriate                   | 2.1           |
| • Are aware that information can be public or private                   | 1.1, 2.1, 3.1 |
| • Recognise inappropriate content and know to tell an appropriate adult | 1.2, 2.1, 2.2 |
| • Can describe what makes a good friend                                 | 1.2           |

KS1

- |   |                                |
|---|--------------------------------|
| • Understand that you can share digital content online  | 2.1, 2.3                       |
| • Understand what personal information is and the need to keep it private                                       | 1.1, 1.2, 1.3<br>2.1, 2.2, 3.1 |
| • Know who to tell if concerned about content or contact online   | 1.2, 1.3<br>2.1, 2.2           |
| • Understand that digital content belongs to the person who first created it                                    | 1.1, 1.2, 1.3<br>2.1, 2.2, 2.3 |
| • Save and reuse digital content found online   | 1.2, 1.3, 1.4                  |
| • Understand why we use passwords   | 0.1, 0.2                       |
| • Can remember a simple password and know not to tell anyone  | 0.2, 0.3                       |
| • Understand what makes a good online friend and the need to be kind and thoughtful online as in the real world | 1.2                            |
| • Can identify rules to add to an acceptable use policy for the class   | 1.2                            |
| • Understand that spending a long time in front of a computer screen can be unhealthy                           | 1.2                            |
| • Understand that when we share content online, we might not be able to delete it                               | 1.5                            |
| • Know that not all information found online is true  | 1.5, 3.4                       |
| • Understand that the digital content we make belongs to us and others need to ask permission to use it         | 1.2, 1.3, 1.4<br>2.2, 2.3, 2.4 |



# Online Safety & Digital Literacy

## Pupils:

## Units

Lower KS2

- |   |                           |
|---|---------------------------|
| <ul style="list-style-type: none"> <li>Understand that we can search for information in a variety of ways and that we influence the outputs of searches depending on our input</li> </ul> | 0.3, 0.4, 0.5             |
| <ul style="list-style-type: none"> <li>Know different ways of reporting unacceptable content and contact online</li> </ul>  | 1.3, 3.4                  |
| <ul style="list-style-type: none"> <li>Understand when to share personal information and when not to</li> </ul>   | 3.4                       |
| <ul style="list-style-type: none"> <li>Understand that games and films have age ratings, and what that means</li> </ul>   | 2.4                       |
| <ul style="list-style-type: none"> <li>Understand that people can give permission for others to use their content e.g. using <a href="#">Creative Commons</a>.</li> </ul>                 | 1.3, 1.4<br>2.3, 2.4, 2.5 |
| <ul style="list-style-type: none"> <li>Are aware that some people lie about who they are online</li> </ul>  | 3.4                       |
| <ul style="list-style-type: none"> <li>Recognise what kind of websites are trustworthy sources of information</li> </ul>  | 1.5, 3.5                  |
| <ul style="list-style-type: none"> <li>Can rate a game or film they have made and explain their rating</li> </ul>   | 2.4, 2.6                  |
| <ul style="list-style-type: none"> <li>Understand the benefits of a good password</li> </ul>  | 0.3, 0.5                  |
| <ul style="list-style-type: none"> <li>Recognise the benefits and risks of different apps and websites</li> </ul>   | 1.5, 3.5                  |
| <ul style="list-style-type: none"> <li>Understand that the media can portray groups of people differently</li> </ul>  | 1.4                       |

Upper KS2

- |   |               |
|---|---------------|
| <ul style="list-style-type: none"> <li>Know where to find copyright free images and audio, and why this is important</li> </ul>   | 1.5, 2.5, 2.6 |
| <ul style="list-style-type: none"> <li>Demonstrate responsible use of online services and technologies, and know a range of ways to report concerns</li> </ul>  | 3.5           |
| <ul style="list-style-type: none"> <li>Critically evaluate websites for reliability of information and authenticity</li> </ul>  | 3.5           |
| <ul style="list-style-type: none"> <li>Understand what makes a strong password and why this is important at school and in the wider world</li> </ul>  | 0.5           |
| <ul style="list-style-type: none"> <li>Become increasingly savvy online consumers: know that algorithms are used to track online activities with a view to targeting advertising and information</li> </ul> | 3.5, 0.6      |
| <ul style="list-style-type: none"> <li>Know that there are laws around the purchase of games; the production, sending and storage of images; what is written online; and around online gambling</li> </ul>  | 3.5           |

